

BRUAN POLL DORSETS

“Commercially Focused Seedstock Producers”

Information Update

July 2017

SALE DAY – OCTOBER 17, 2016

Our annual on property sale last year was an exceptional result for BRUAN, with 135 rams selling for a total clearance. 9 stud rams selling for an avg. \$2678 and 126 flock rams for an avg. \$1403.

The line-up of rams averaged 0.41 for BWT 14.2 for PWWT -0.4 for PFAT and 2.3 for PEMD.

We would like to thank all our clients, both return and new.

MEAT ELITE AUSTRALIA CONFERENCE AND LEADING BREEDERS FORUM FEB/MARCH 2017

Bruan Poll Dorsets attended both the MEA conference and LBF with a sheep study tour of NZ in-between. With CRC projects and the constant research and development that is happening under the MLA umbrella, it is imperative we try to keep up with the challenges the industry throws our way. One of those being DNA testing on meat eating quality and lean meat yield.

Just a few of our take away messages were the importance of –

- genetic gain,
- collecting and recording accurate data
- technology for objective carcass measurement.

WHERE IS THE LAMB INDUSTRY HEADING?

DEXA is a dual energy x-ray absorptiometry machine. It has been used for years in the medical industry to measure bone density and body fat composition. Over the last three years MLA has worked with industry, research and technology providers to develop the application of DEXA.

Four individual processors have indicated that they wish to install DEXA in their processing plants and will work with MLA to develop a single scientific measurement for lean meat yield. DEXA is 92% accurate in assessing lean meat yield (LMY). This would allow processors to predict LMY on each carcass in a consignment of lambs.

- How could this affect prime lamb producers?
- A payment system based on LMY?
- Do we change our management system to target LMY?
- How do we achieve this?
- Or do we continue as we have done before?

LMY Vs DRESSING %

Lean meat yield is the amount of saleable meat produced from a carcass. And is the main economic driver for meat processors. A higher proportion of lean muscle and less waste fat, produces a higher retail lamb and beef yield.

Dressing percentage is the weight of carcass on the hook compared to its live weight. The fatter the lamb the higher the dressing % and less lean meat yield.



WHAT ARE BRUAN POLL DORSETS DOING WITH THIS INFORMATION?

We are targeting the major profit drivers in lamb production-growth (wwt & pwwt) muscle (emd) and LMY (lean meat yield) with eating quality traits-IMF (intramuscular fat) and SF5 (shear force) which are and will be introduced over time so as not to impact on the major profit drivers. As we are also prime lamb producers and hook the majority of our lamb consignments, the processor feedback is invaluable, we feel to our business, giving us confidence to produce lambs to industry requirements.

SHEEPVENTION 2017

Bruan Poll Dorsets will be at Sheepvention again this year. In the sheep tech tent, just inside the door. Please drop by and see us if you have a minute. There will be a pen of rams on display.

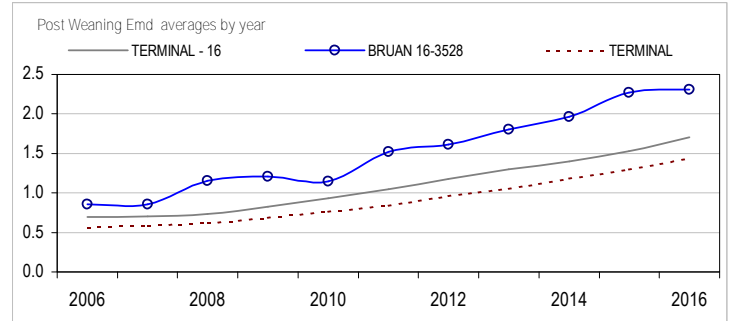
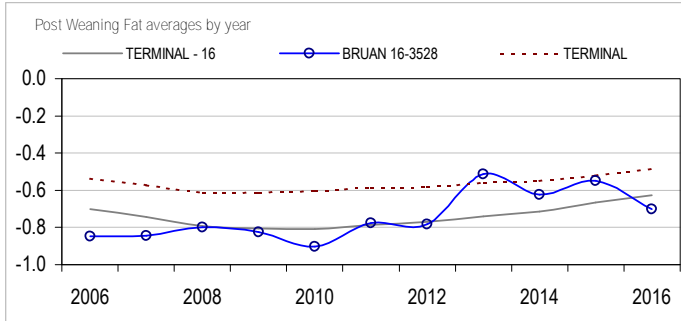
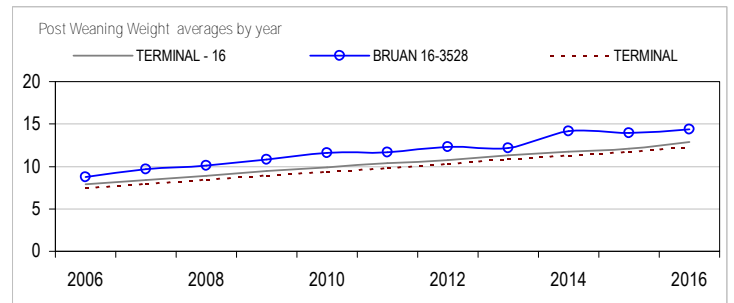
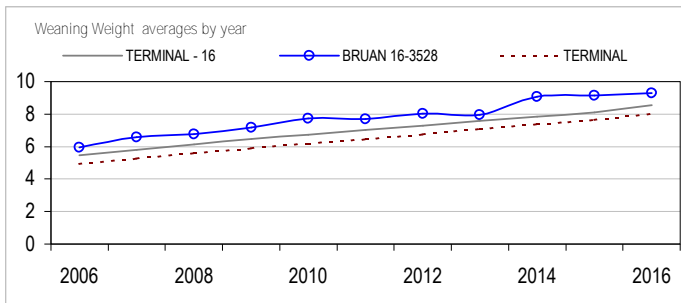
ANNUAL SALE OCTOBER 16, 2017

Bruan Poll Dorsets annual sale is on Monday the 16th October 2017. Approximately 130 rams and 6 stud rams will be available under auction. Please contact us at any time with any inquiries.

Website: www.bruan.com Email: bruanpolldorsets@gmail.com

Phone: 0417 142 863 David 0437 421 225 Colleen





Tag	Bwt	Wwt	Pwwt	Pfat	Pemd	Pfec%	LAMB 2020
16-0405	0.38	10.2	16.7	-1.0	2.3	-46	116.96
16-0025	0.20	9.1	15.3	-0.4	3.3	-27	116.64
16-0484	0.43	10.1	15.0	-0.4	3.3	-22	116.49
16-0305	0.35	10.1	15.9	-0.6	2.6	-34	116.46
16-0027	0.31	8.8	15.0	-0.8	3.0	-32	116.35
16-0101	0.51	10.4	16.1	-1.1	2.3	-30	116.33
16-0209	0.33	9.8	15.9	-0.6	2.3	-40	116.23
16-0445	0.42	10.6	16.6	-1.0	2.4	-19	116.20
16-0455	0.29	9.6	15.5	-0.4	3.2	-16	116.19
16-0526	0.34	11.0	16.7	-1.0	2.3	-14	116.18
16-0097	0.47	10.1	15.9	-0.7	3.0	-12	116.16
16-0103	0.29	10.9	17.6	-0.4	3.1	-51	118.93
16-0024	0.18	10.7	15.8	-1.1	3.4	-23	117.71
16-0313	0.48	10.2	16.4	-0.9	2.3	-24	116.06
16-0390	0.43	9.4	15.1	-0.5	2.9	-29	116.05
16-0245	0.47	9.6	15.1	-0.5	2.7	-32	115.98
16-0362	0.42	10.1	16.0	-0.7	2.4	-24	115.84
16-0208	0.42	10.0	15.8	-0.6	2.2	-36	115.83
16-0347	0.49	10.2	16.2	-1.2	2.3	-14	115.82
16-0461	0.42	10.5	15.9	-0.4	2.6	-14	115.70
16-0321	0.25	9.6	15.4	-0.9	2.3	-27	115.48
16-0158	0.33	9.9	15.5	-0.8	2.3	-22	115.46
16-0092	0.41	10.0	15.4	-0.9	2.4	-16	115.38
16-0488	0.49	9.8	15.3	-0.6	2.4	-25	115.37
16-0157	0.56	10.0	15.5	-0.3	2.7	-5	115.05
16-0449	0.48	9.3	14.6	-0.8	2.2	-27	114.76
16-0320	0.34	9.8	15.4	-1.2	1.7	-27	114.80
16-0493	0.33	11.5	17.6	-1.2	1.8	15	114.81
16-0051	0.33	9.0	14.0	-0.9	2.4	-31	114.89
16-0483	0.32	9.2	14.6	-0.7	2.9	-4	114.89
16-0331	0.35	9.6	15.3	-0.3	2.7	-6	114.90
16-0198	0.10	9.6	15.4	-0.7	3.1	16	114.94
16-0400	0.34	9.7	14.3	-0.8	2.2	-33	114.96
16-0062	0.47	8.8	14.0	-0.6	2.5	-37	115.02
16-0470	0.46	9.9	14.3	-0.6	2.5	-25	115.15
16-0121	0.40	9.0	14.4	-1.0	2.7	-21	115.23
16-0344	0.55	11.0	17.2	-0.6	3.0	-18	117.33
16-0122	0.19	9.7	14.7	-0.6	3.4	-14	116.34
16-0448	0.33	9.0	14.6	-0.3	3.0	-35	116.04
16-0338	0.61	10.1	15.3	-0.9	2.4	-35	116.12

July 15 2017 Lambplan analysis ASBVs

Sample of sale rams on offer-on property sale. Monday October 16th

David & Colleen Gordon 112 Blacks Rd Condah Vic. 3303
Enquires/inspections welcome: 03 5578 2211 0417 142 863